



Entrance to the otherworld

Legends on lagoon

Shido-ji temple appears in many legends telling that it is an entrance to the otherworld.

1 Quest for the gem

Once upon a time, an emperor of China decided to present a gem called *Menko-fuhai-no-tama* to Fujiwara-no-Fuhito who became a Chancellor of Japan. However, the gem was taken away by Dragon dwelling in the sea of Shido on the way. Fuhito came over here to get it back. Before long, he had fallen into love with a native woman diver and had a son. The woman decided to dive into the sea to take the gem back in return for her son's success in later life. She successfully took it back to Fuhito at *Shinju-jima* island near there (B), but died soon from a mortal wound in escaping from the Dragon. Later, her son held memorial towers for her departed soul.



Shido-ji temple was built on a sandbank forming a lagoon. Some legends tell that it is the entrance to the otherworld.

2 Returning from the afterworld

In Buddhism, Enma (or Yama) is a wrathful god, said to judge the dead and preside the recycle of rebirth in the netherworld. One day, a monk, Aichi died and met Enma. He was resuscitated by Enma as he promised to repair *Shido-ji* which is said Enma's temple.

Entrance to Dragon palace

After the sea of Shido had been reclaimed for an industrial area, *Shinju-jima* island became a simple mound.

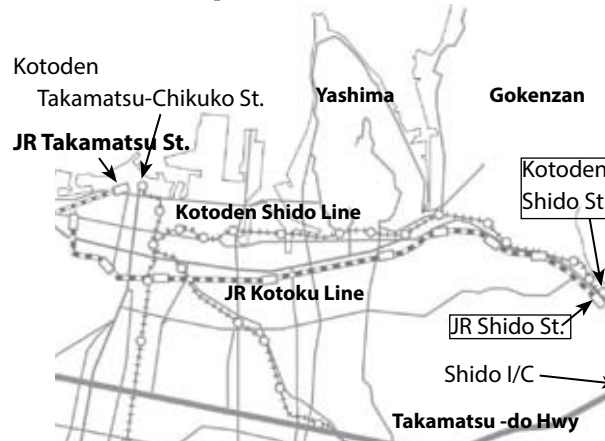


8 Shinju-jima in Karesansui garden, Muzen-tei

Mysterious lagoon

Shido-ji temple is believed to have been built on a sandbank forming a lagoon (See left picture). The drained, exposed tidal flat evokes the otherworld, a realm of supernatural beings or the dead. The Legend of Gems Quest, "*Tama-tori*" tells that *Shido-ji* is an entrance to the otherworld. Although the lagoon disappeared long time ago, the *Karesansui* garden with Shoin in *Shido-ji* (A and photo in cover) enables us to imagine scenes of the legend. The central green island indicates *Shinju-jima* (See photo 8 and B in cover).

Access map



From JR Takamatsu to JR Shido - ab. 35 min. by train (JR Kotoku Line)

From Takamatsu-Chikuko to Shido - ab. 45 min. by train (Kotoden Shido Line)

From Shido Highway I/C - 20 min. by car

Shikoku Gakuin University, Kukai Cafe2 (四国学院大学 空海カフェ2)



1-2-3 Bunkyo-cho, Zentsuji, Kagawa 760-8505

<http://shigakuweb.jimdo.com>

Printed by Koueisha Inc. (株式会社 弘栄社)

* This program is supported by the University Consortium Kagawa.



志度 Shido Day Out



10. Explore Japanese Avalon



Karesansui garden, "Muzen-tei"



A ShyoIn




B Shinju-jima island



Ship carrying the gem



Dragon palace



Emma presides the cycle of rebirth

At the Border of Two Worlds

1. Quest for the gem



1 Tama-no-ura bay

Dragon palace was under this sea (see the middle of upper photos). The gem was set at the top of its tower when the woman was on scouting.

2 Nio-mon Gate

Main gate used to be facing the south. The feudal lords in Edo period rebuilt the gate to west where their castle was.




3 Tomb of the woman diver

The legend indicates that the woman diver's son built her tomb and a thousand of memorial stones for the repose of her spirit.

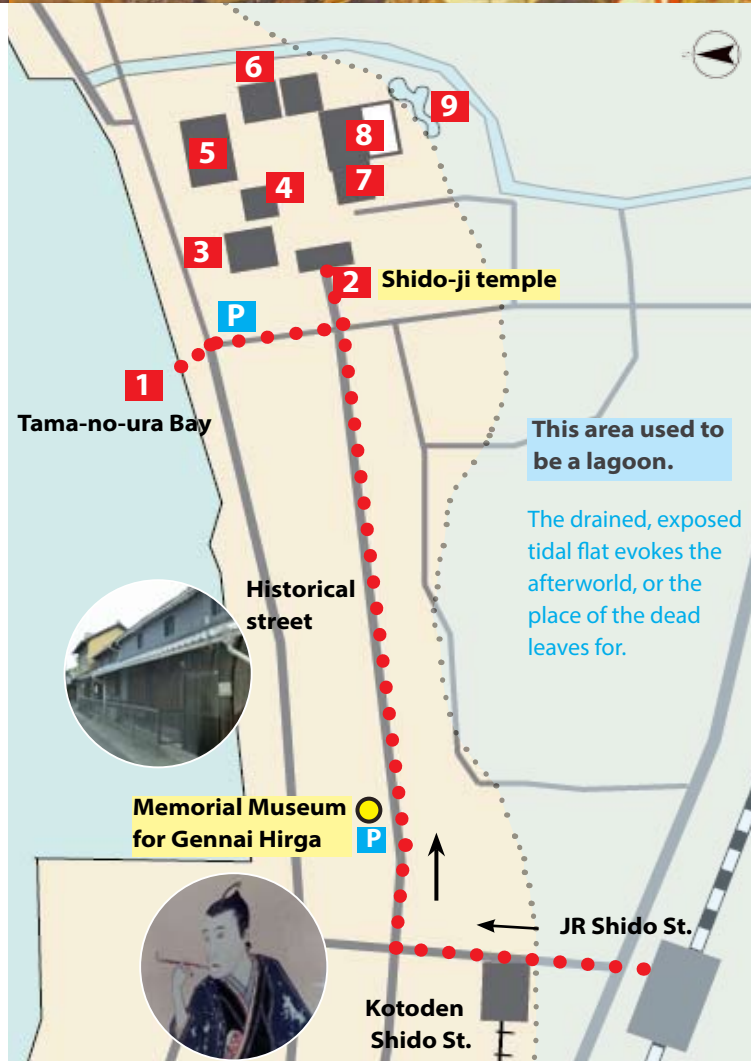


5 Main hall

This big hall was also rebuilt in the middle of Edo period. A gable at the center of eaves makes this hall gorgeous along with castles.



9 Remains of winding stream garden, Kyokusui-teien



7 "Menko-fuhai-no-tama"

The gem regained from Dragon was finally settled in Hougon-ji temple in Chikubu-jima island. This gem does exist; you can see the photo at Nokyo-syo.



2. Returning from the afterworld



4 Shrine of Datsue-ba

Datsue-ba is an old woman in the afterworld who strips the dead at the edge of Sanzu River over which they must cross at first. She judges the gravity of sins of the dead by weighing clothes. This may imply that the naked people are equally judged in the afterworld.



6 Shrine of Enma

Enma (or Yama) who is derived from Hinduism is regarded as a judge who impose the decisions on the dead in Buddhism. He also presides over the afterworld and the cycle of rebirth. In Japanese legends, Enma sometimes resuscitated the dead.

Two Japanese gardens



9 Kyokusui-teien remains

The winding stream might have been used for a party game in which participants composed poem beside the stream and enjoyed Sake.

8 Muzen-tei

This artistic *Karesansui* garden was made in 1962 by a great landscaper, Mirei Shigemori. **Appointment: 087-894-0086.**

