

# Early modern castle "Marugame-jo"

## Prototype of castle

During Age of Warring States prior to Tokugawa-shogunate, regional officials began to rule people and construct fortifications often atop of steep hills. Many baileys deployed with garrisons were arranged at the ridge to impede invading enemies.

## Early modern castle


The stronghold on steep hill became meaningless as a result of an introduction of firearms. Survivors of the Warring States built typical Japanese castles often on small hills of the plain. The castle served not only as a fortress, but as a symbol of their power against peasant uprisings and other internal insurrections. Tall towers at heights provided greater view and dignity of the lord over surrounding lands.



Launceston Castle (UK)

Motte

Bailey



Marugame Castle

Honmaru

Yamashita Kuruwa

Marugame Castle was built on atop of a hill called Kame-yama (right). Several baileys leading up to a keep were set on the hill.

## Magnificent stone wall

Massive and steep stone wall known as "repelling warriors" was derived from steep hill of the prototype castle. The well-formed stone wall was built on slope of the hill or earthwork not only for sustaining the huge castle keep but for impressing people by exquisite architecture.

## Castle keep

This is the oldest wooden castle keep founded in 1660 and one of the 12 keeps, which have survived for 150 years after Meiji Restoration.



1 Main gate and gatehouse (A in cover)

## Complex layout

Marugame Castle was composed of five sections called maru (丸) or kuruwa (曲輪), equivalent to baileys of the motte-and-bailey castle in Europe (photo C of cover). The baileys here were arranged in concentric circle. The castle keep was built on the central bailey called honmaru (本丸). The complex layout of the baileys with many gates (A and B) and stone walls leading up to the central keep serves as one of the key defensive elements of Japanese castles.

Enjoy Setouchi Outing No.4



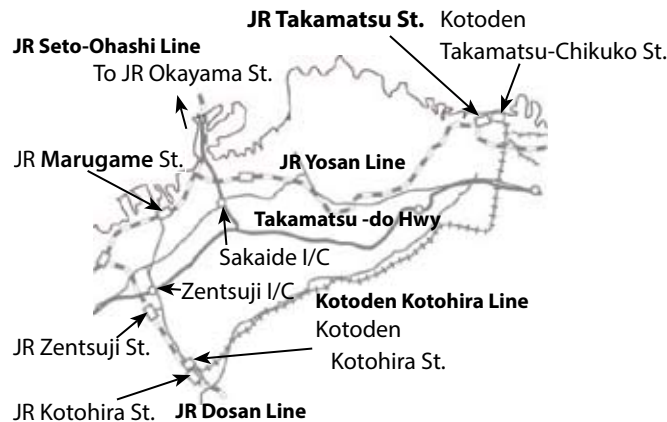
# 丸亀

# Marugame Day Out



## 4. Explore Japanese castle

## Access map



From JR Takamatsu to JR Marugame - 30 min. by train  
From JR Marugame Station- 20 min. by a walk  
From Zentsuji Highway I/C - 20 min. by car  
From Sakaide Highway I/C - 20 min. by car  
(There are several car parks around the castle.)



**Shikoku Gakuin University, Kukai Cafe2**

(四国学院大学 PMカフェ:空海カフェ2)

1-2-3 Bunkyo-cho, Zentsuji, Kagawa 760-8505 JAPAN

<http://www.shigakuweb.com>

Printed by Koueisha Inc. (株式会社 弘栄社)



Keep and stone wall of Marugame castle



A

B

C





8 Karamete (back gate way) of Marugame Castle

# Discover Defensive System

## Ôte (Main Entrance)



### 1 Ôte-mon

The main gate called Ôte-mon has a gatehouse on the second floor to fortify the security of the castle (see A in cover).

### 3 Steep stone wall

Marugame Castle is well known with the beautiful curved stone wall. The curve is compared to an arc of an opened foldable fan.

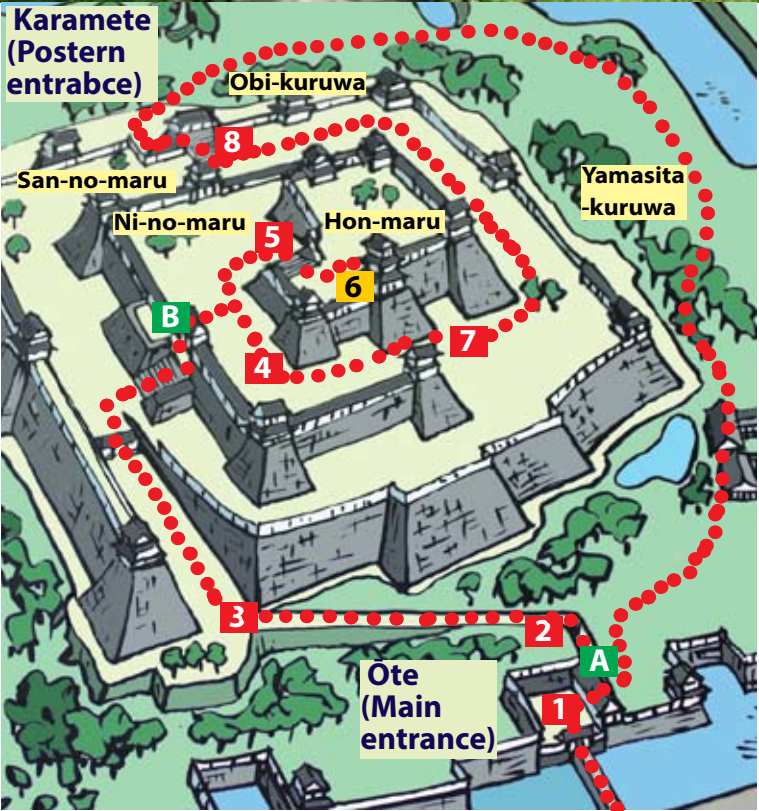


### 4 Ni-no-maru well

One of the deepest well in Japan (56m). Legend says that the mason who knew the weak point of the defensive stone wall was murdered in this well to be silenced.

### 5 Remains of Hon-maru Gate

The gate was crucial point of protecting the donjon in a last stand when the castle was invaded.



### 6 Inside of castle keep

The keep consists of steep stairs, sharp corners and narrowly complicated passages to make it easier to defend. Admission: 500yen.



Karamete was once used as a main entrance when Marugame City was established. So the scenery from Karamete was arranged in beautiful manner for a postern entrance.

## Karamete (Postern Entrance)



### 7 Remains of Ni-no-maru Back gate

There used to be a small back gate just behind the castle keep, which leads to San-no-maru. Just above this gate, the castle keep has a machicolation (a loophole for stone throwing) in its wall through which they could attack invaders.

### 8 Remains of Karamete-mon

Initially, this gate was used as a main gate. From there, you can overlook the beautiful view of Mt. Iino. When a castle town was set up by the sea, the front gate was moved at the current position.

## Let's make Uchiwa!



Uchiwa are Japanese traditional hand held fans made of decorated paper on a bamboo frame. They are in daily use for the Japanese in the summertime.

### 2 Paper-fan workshop

Arts experience: Here, you can learn the special method of making Uchiwa from the skilled craftsman.



6 Castle town view from the keep



8 Karamete-mon site of Marugame Castle